

Tiger Neo N-type 54HL4R-B 420-440 Watt ALL-BLACK MODULE

N-Type

Positive power tolerance of 0~+3%

IEC61215(2016), IEC61730(2016)

ISO9001:2015: Quality Management System

ISO14001:2015: Environment Management System

ISO45001:2018

Occupational health and safety management systems



Key Features



SMBB Technology

Better light trapping and current collection to improve module power output and reliability.



PID Resistance

Excellent Anti-PID performance guarantee via optimized mass-production process and materials control.



Durability Against Extreme Environmental Conditions

High salt mist and ammonia resistance.



Hot 2.0 Technology

The N-type module with Hot 2.0 technology has better reliability and lower LID/LETID.

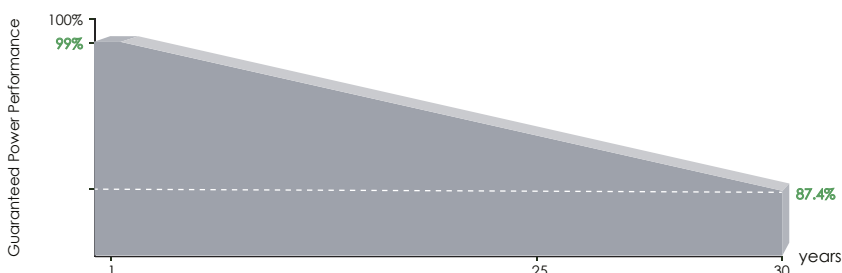


Enhanced Mechanical Load

Certified to withstand: wind load (4000 Pascal) and snow load (6000 Pascal).



LINEAR PERFORMANCE WARRANTY

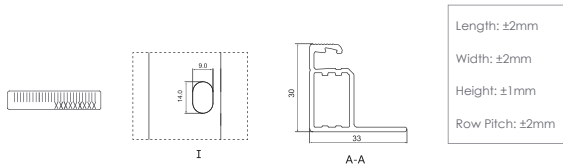
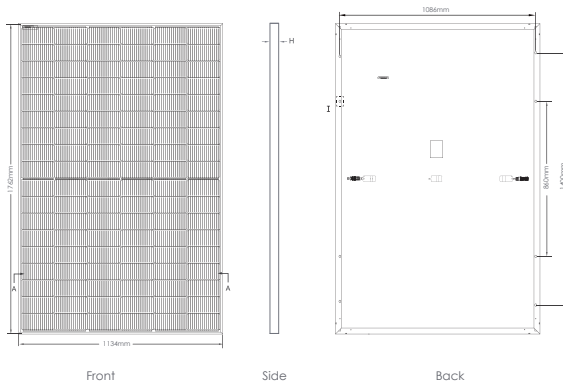


25 Year Product Warranty

30 Year Linear Power Warranty

0.40% Annual Degradation Over 30 years

Engineering Drawings



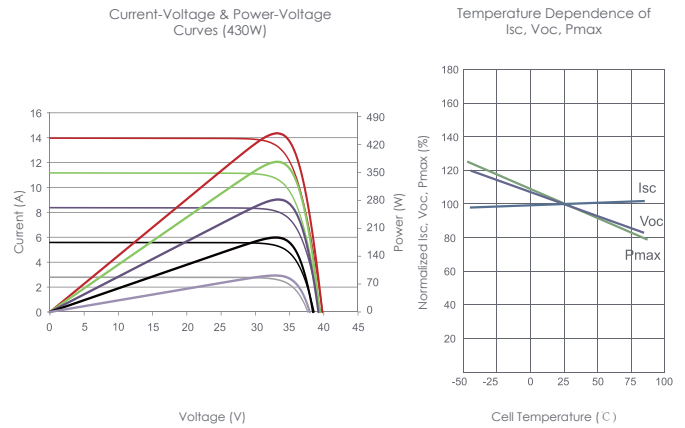
*This tolerance range applies only to the four-angle distance of the module as indicated above.

Packaging Configuration

(Two pallets = One stack)

36pcs/pallets, 72pcs/stack, 936pcs/ 40'HQ Container

Electrical Performance & Temperature Dependence



Mechanical Characteristics

| | |
|---------------|---|
| Cell Type | N type Mono-crystalline |
| No. of cells | 108 (6×18) |
| Dimensions | 1762×1134×30mm (69.36×44.65×1.18 inch) |
| Weight | 22 kg (48.50 lbs) |
| Front Glass | 3.2mm, Anti-Reflection Coating, High Transmission, Low Iron, Tempered Glass |
| Frame | Anodized Aluminium Alloy |
| Junction Box | IP68 Rated |
| Output Cables | TUV 1×4.0mm ² (+): 400mm, (-): 200mm or Customized Length |

SPECIFICATIONS

| Module Type | JKM420N-54HL4R-B | | JKM425N-54HL4R-B | | JKM430N-54HL4R-B | | JKM435N-54HL4R-B | | JKM440N-54HL4R-B | |
|---|------------------|--------|------------------|--------|------------------|--------|------------------|--------|------------------|--------|
| | STC | NOCT | STC | NOCT | STC | NOCT | STC | NOCT | STC | NOCT |
| Maximum Power (Pmax) | 420Wp | 316Wp | 425Wp | 320Wp | 430Wp | 323Wp | 435Wp | 327Wp | 440Wp | 331Wp |
| Maximum Power Voltage (Vmp) | 32.16V | 29.95V | 32.37V | 30.19V | 32.58V | 30.30V | 32.78V | 30.50V | 32.99V | 30.73V |
| Maximum Power Current (Imp) | 13.06A | 10.55A | 13.13A | 10.60A | 13.20A | 10.66A | 13.27V | 10.72A | 13.34A | 10.77A |
| Open-circuit Voltage (Voc) | 38.74V | 36.80V | 38.95V | 37.00V | 39.16V | 37.20V | 39.36V | 37.39V | 39.57V | 37.59V |
| Short-circuit Current (Isc) | 13.51A | 10.91A | 13.58A | 10.96A | 13.65A | 11.02A | 13.72A | 11.08A | 13.80A | 11.14A |
| Module Efficiency STC (%) | 21.02% | | 21.27% | | 21.52% | | 21.77% | | 22.02% | |
| Operating Temperature(°C) | -40°C~+85°C | | | | | | | | | |
| Maximum system voltage | 1000VDC (IEC) | | | | | | | | | |
| Maximum series fuse rating | 25A | | | | | | | | | |
| Power tolerance | 0~+3% | | | | | | | | | |
| Temperature coefficients of Pmax | -0.29%/°C | | | | | | | | | |
| Temperature coefficients of Voc | -0.25%/°C | | | | | | | | | |
| Temperature coefficients of Isc | 0.045%/°C | | | | | | | | | |
| Nominal operating cell temperature (NOCT) | 45±2°C | | | | | | | | | |

*STC: Irradiance 1000W/m² Cell Temperature 25°C AM=1.5
 NOCT: Irradiance 800W/m² Ambient Temperature 20°C AM=1.5 Wind Speed 1m/s